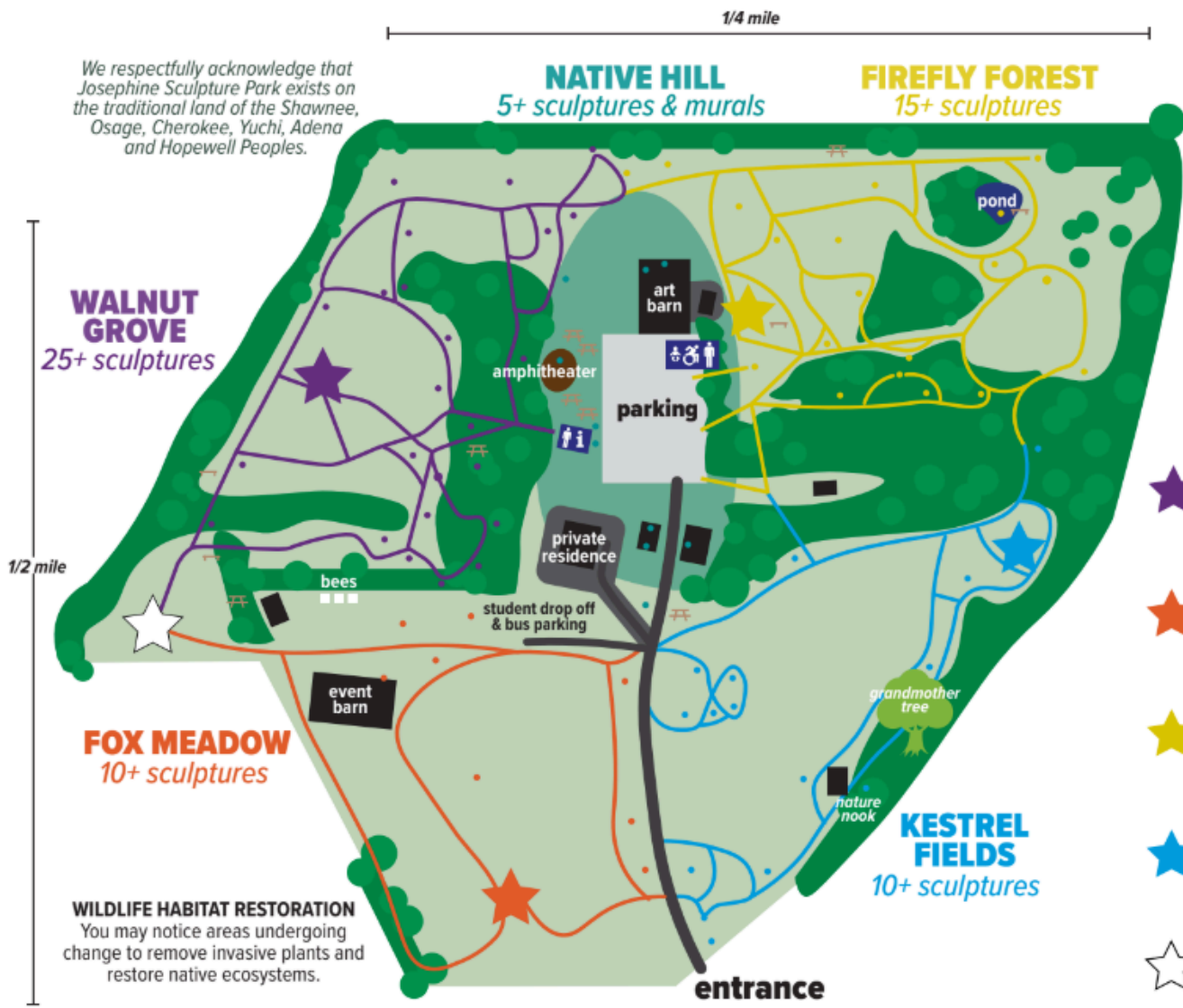


We respectfully acknowledge that Josephine Sculpture Park exists on the traditional land of the Shawnee, Osage, Cherokee, Yuchi, Adena and Hopewell Peoples.





**DISCOVER OVER 70 ARTWORKS CHANGING SEASONALLY**

**DON'T MISS!**  
walking time from parking lot

-  **10 MINUTES**  
*The Conversationalist*  
Chakaia Booker
-  **20 MINUTES**  
*Sky Chamber*  
Daniel Shieh
-  **5 MINUTES**  
*Mother and Child*  
by Bridget Beck
-  **15 MINUTES**  
*Fly Away*  
by Céline Browning
-  **15 MINUTES**  
*GRAPHOLOGYHENCE*  
by Peyton Scott Russell

# NATIVE HILL

-  Accessible all gender restroom with baby changing station
-  Visitors Center  
Seasonal all gender restrooms

# HOW TO EXPLORE THE PARK

Take a self-guided tour with or without a map.  
Artwork has a sign telling you if it is OK to touch, climb, or paint.  
Please leash & clean up after pets.

## Studio

The JSP studio, the “Art Barn,” is a 2,000 sq. ft. studio with wood working, metal fabrication, ceramic kiln, and kitchenette (sink, microwave and refrigerator) plus a 2,000 sq. ft. outdoor work pad with gantry. Studio is available to artists-in-residence, interns, volunteers, and staff conducting work for JSP every day from dawn to 10pm. Artists must agree to follow all studio rules and safety guidelines.

## Materials, Supplies, Tools & Equipment Available to AiRs

JSP will need to confirm whether items are available during the residency.

### Materials

JSP has some materials on-site that can be used for your artwork creation.

### Supplies

Supplies are intended for workshop participant artmaking (if applicable to your residency) and artwork brainstorming.

- Construction paper
- Sketch paper
- Flip chart paper
- Clear contact paper
- Permanent markers
- Paint pens
- Pencils & erasers
- Pens
- Crayons
- Colored pencils
- Acrylic paint

- Paint brushes
- Assorted beads
- Scrap fabric
- Ribbon, string
- Stamps
- Basic printmaking supplies
- Tubs, buckets, bowls
- Glue (sticks and squeeze)
- Hot glue guns
- Giant easels

## Equipment

- 1.75 HP Professional Saw Stop Table saw
- 10" chop saw
- dust collection system
- horizontal band saw
- 2 ox/ac torch with cutting and rosebud
- 1 mig welder
- 1 stick welder
- 1 plasma cutter
- 1 table model drill press
- 80 gal. 175 max psi air compressor
- 1 skid loader (staff operated)
- 1 tractor (staff operated)
- 9' A frame gantry on outside workpad

## Tools

- vertical/rotary joint sander
- belt sander

- palm sander with hook and loop pad
- mouser sander
- jig saw (cordless)
- Sawzall (cordless)
- 1 impact drivers (cordless)
- 2 hand drills (cordless)
- hammer drill (cordless)
- circular saw (corded)
- pneumatic chisel
- pneumatic die grinder
- bench grinder
- 5" angle grinder (corded)
- 9" angle grinder (corded)
- 5" angle grinder (cordless)
- chainsaw (gas)
- chainsaw (battery, EGO)
- assorted hand tools