



RFQ for Artwork - Interior Spaces

Mary Bridge Children's Hospital

Project Information Deck

NEW HOSPITAL

EXTERIOR RENDERING



what is this project?

NINE dot ARTS and the Mary Bridge Children's Hospital (Tacoma, WA) are seeking artwork from Washington State or Northwest U.S. artists for the interior of the new hospital. The artwork is expected to be installed by December 2025.

Artwork will be selected by a project steering committee based on artist eligibility and fulfillment of the selection criteria detailed on the following pages. Existing, available artwork is preferred but select artists will receive a design fee to develop a proposal for newly commissioned works as well.

All communication flow should remain between artist & NINE dot ARTS.

Please do not contact the client directly.
Thanks!



Applications

How to submit your RFQ

- Applications must be submitted through cafe.org
- Please include the following information in your application:
 - Contact Information
 - Bio
 - Resume/CV
 - JPEGs showcasing images of previous work that you feel are relevant to the project and/or an expression of your practice.
 - Images can showcase work that is currently available or work that has been sold. **Please mark each work as Available or Sold after the piece's title.** (Example: "Title - Available" or "Title - Sold")
 - Please list pricing for each piece
- Deadlines:
 - We must receive all submissions by **Midnight PST April 25, 2025**. Late submissions will not be accepted.
 - We will do our best to answer any questions you may have, and kindly request all questions are submitted by 5 PM PST **on April 18, 2025**. Questions can be emailed to Grant@ninedotarts.com

Schedule

Estimated Project Schedule

- 4/18/25 - Deadline to submit questions
- 4/25/25 - Deadline to submit applications
- May '25 - Artist applications presented to the committee
- May '25 - Selected artists are contacted (Applicants proceeding to design proposal are notified. Contracting initiated for design stipend or purchase of existing work, as relevant)
- May/June '25 - Finalists for commissions submit project concept designs to committee
- June/July '25 - Commission awarded
- February '26 - Project installation and completion

Details

Project Information

- Budget - The number of art locations and budgets are varied. Following the artist response to this RFQ, the curators will conduct more specific discussions regarding artwork medium, size and budget with the selected artists. The intention of the RFQ is to identify several artists who demonstrate a fit to the project's style and themes per the following slides.
- Art Locations - Artwork will be featured on all of the levels of the hospital. The art consultants will create the final layout for the artwork once the final artwork is selected.
- Art Types - All art types and mediums will be considered as long as they are safe and suitable for public display. See following slides for ideas of possible executions of mediums within the environment.
- Art Size - We are looking for artworks that will fit in a typical hospital corridor and fairly large in scale (16"x 20" or larger). However, there may be spaces where multiple smaller pieces will work in a larger series.
- Art Imagery - **We are specifically looking for artwork that works well with the interior design of the hospital. You should submit examples of artwork that specifically features the animals, color palettes, and graphic designs featured on each floor (see the following Project pages)**

ART GOALS



SELECTION CRITERIA

Mary Bridge Children's Hospital was established in 1955 through the dedication of a group of local women to serve the children of the South Puget Sound Region. The hospital has grown into a comprehensive regional network of health services for children.

The art program at Mary Bridge Children's Hospital will welcome visitors with a collection of new and vibrant artworks sourced primarily from local artists. The collection will feel curated while also being aligned with the building architecture and design.

The upcoming collection will be eclectic - offering a variety of styles and mediums to observe while visiting the hospital. There will be moments of curiosity, discovery, and inspiration.

- **Vibrant**
- **Welcoming**
- **Inclusive**
- **Community Oriented**
- **Diverse**
- **Locally Focused**
- **Fun**

PROJECT INFORMATION

OVERALL PROJECT - Guiding Principles for Artwork

- Patient Centered (**Every child and family we serve can see themselves in the spirit of the building**)
- We are Partnering for a Healing and Healthy Future for Children of all ages
- Inspired Leadership and a Commitment to Caring
- “Playful Masterpiece” - Interiors Concept
- Durability and Patient Safety are Essential
- Represent the values of MultiCare Health System (MHS). These include **Respect, Integrity, Stewardship, Excellence, Collaboration, Kindness and Joy.**
- Provide a healing, pleasing, and assuring environment

ARTWORK - Additional Criteria

- **Features Washington State and especially local artists from Tacoma**
- Provide **variety, interest, and distractions** for visiting families and patients
- Showcases primarily **original** pieces, including unique one of a kind prints
- **Only selectively includes imagery with humans**
- Artwork should be **durable, touchable, cleanable, safe (no sharp edges), and will not fade**
- Artwork must **adhere to the Infection Prevention Policy** (see details on the following page)

PROJECT INFORMATION

OVERALL PROJECT - Infection Prevention Policy

Wall Surfaces, Coverings and ART/Decor

- A. Wall coverings and art/décor in patient care areas must be washable (with germicide) and not hold dust or lint.
- B. In exam, treatment, and common areas, wall surfaces must be cleanable.
- C. Vinyl wallpaper is not permitted to be installed in new construction or renovation.
- D. “Soft art” such as blankets, wall hangings, canvas prints, etc. are not permitted in direct patient care areas including patient rooms, or exam and treatment rooms.
 - 1. In common areas, they must be out of reach or enclosed in Plexiglas.

MOOD BOARD

































THEMES

- ## FURNITURE, FIXTURES AND EQUIPMENT (FFE) MOODBOARD



PROJECT INFORMATION

TYPICAL MATERIALS AND COLORS PER FLOOR

1st Floor COASTAL	2nd Floor RIVER	3rd Floor** PLATEAU	4th Floor FOREST	5th Floor MOUNTAIN	NEUTRALS
					
					
					
					
					

PROJECT INFORMATION

LEVEL 1

- THEME - Coastal
- FEATURED ANIMAL - Orca




TYPICAL THEMING - Examples of Graphics Planned for Certain Walls



PROJECT INFORMATION

LEVEL 2

- THEME - River
- FEATURED ANIMAL - Frog



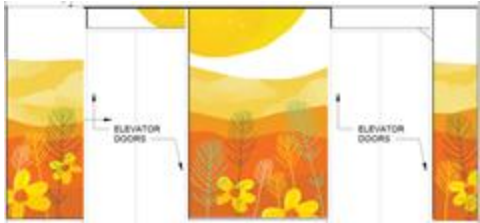
TYPICAL THEMING - Examples of Graphics Planned for Certain Walls



PROJECT INFORMATION

LEVEL 3

- THEME - Plateau
- FEATURED ANIMAL - Butterfly



TYPICAL THEMING - Examples of Graphics Planned for Certain Walls



PROJECT INFORMATION

LEVEL 4

- THEME - Forest
- FEATURED ANIMAL - Moose



TYPICAL THEMING - Examples of Graphics Planned for Certain Walls



PROJECT INFORMATION

LEVEL 5

- THEME - Mountain
- FEATURED ANIMAL - Bear



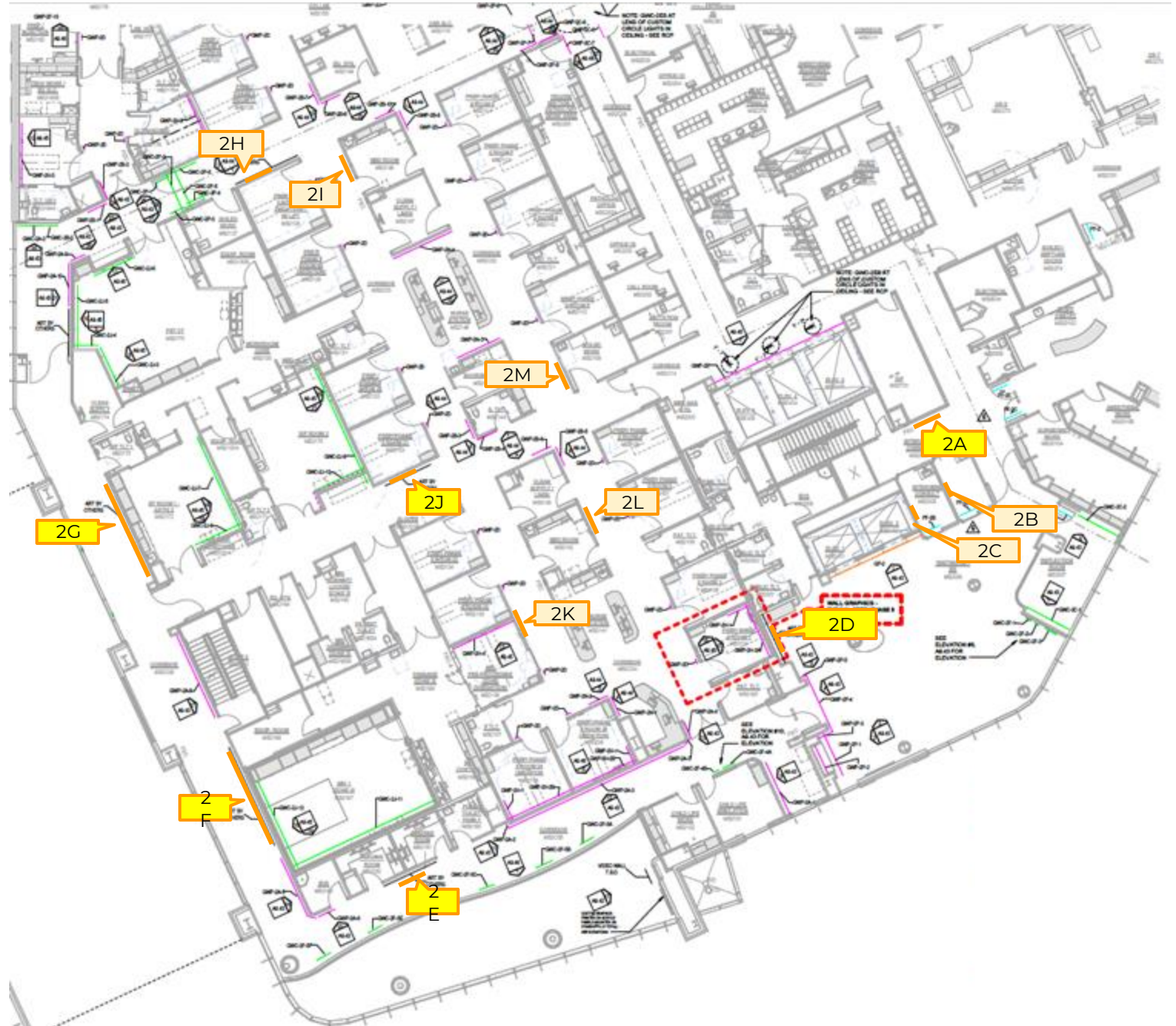
TYPICAL THEMING - Examples of Graphics Planned for Certain Walls



PROJECT INFORMATION

TYPICAL ART LOCATIONS

Sample of some 2nd floor Art Locations



THANK YOU

NINE  ARTS