

# Appendix

The purpose of this appendix is to present additional context and dimensional information to respondents submitting qualifications to the State of Wyoming for sculpture work to be incorporated into the Restoration of the Wyoming State Capitol. Sculpture was intended to be integral with the architecture in the grand Rotunda space that is at the core of the Capitol Building.

Completing this space is important to the overall restoration of the Capitol Building. This work will include opening of skylights, restoring finishes, restoring decorative painting schemes, replicating historic lighting fixtures, and adding sculpture to the niches.

Copied below is a design guideline for the Rotunda Niches that has been reviewed by the Capitol Building Restoration Oversight Group Subcommittee.

THE CAPITOL IS THE MOST  
SIGNIFICANT BUILDING IN  
WYOMING

## ROTUNDA NICHES 19

### **Sculpture in Architecture**

Sculpture locations are frequently designed into the architecture of Capitol Buildings. The Wyoming Capitol is an excellent example of sculpture niches designed to be filled with statuary in the Rotunda. Throughout history sculpture was integrated into classical buildings. The Neoclassical styling of the Wyoming Capitol is no exception. Four prominent locations were planned on the third floor so that the statuary would be visible from Levels One, Two and Three.

### **Wyoming Core Values**

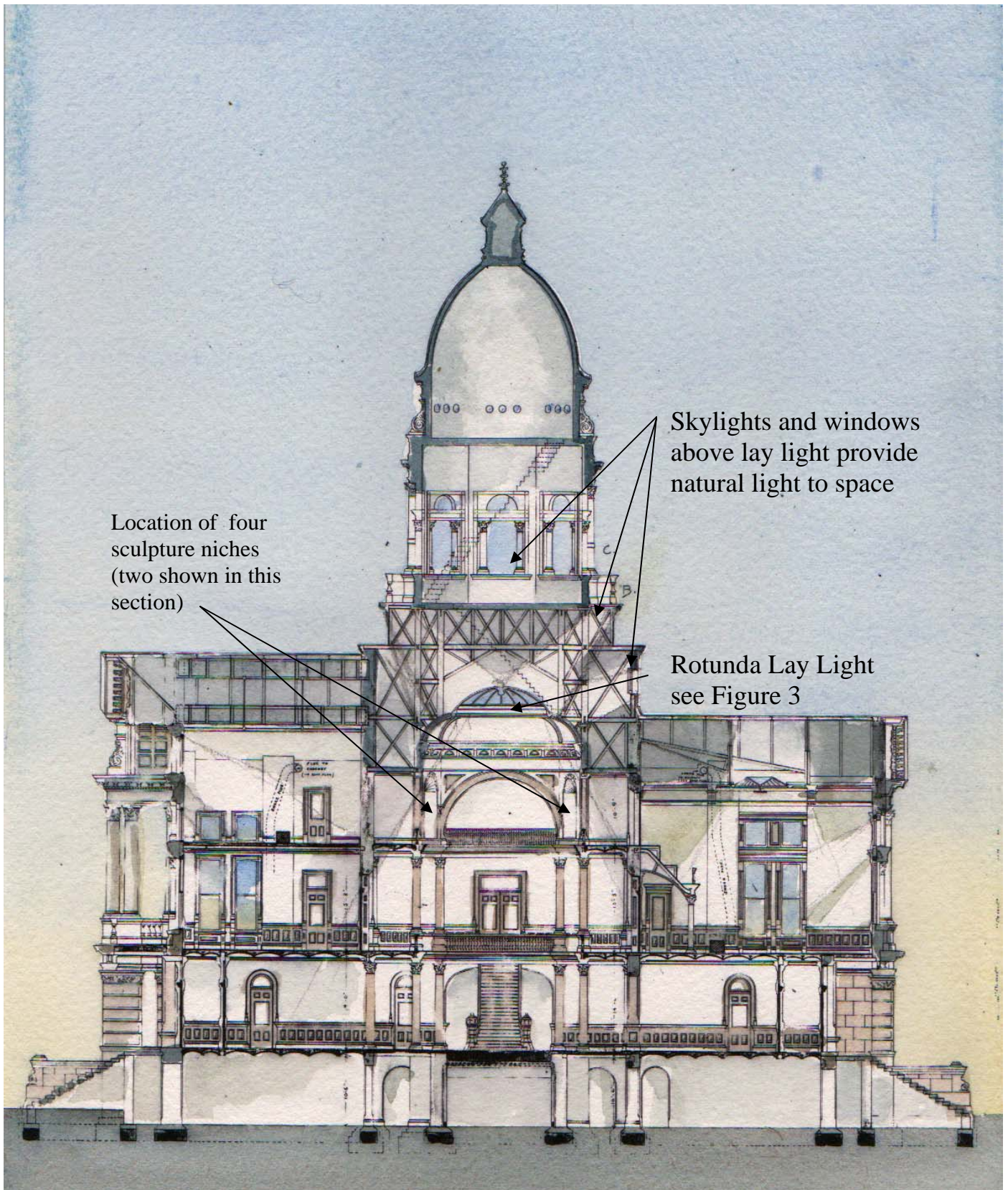
It is appropriate that the niches in the Rotunda be filled with sculpture as originally intended over a 120 years ago. Four allegorical bronze sculptures should be commissioned to fill the niches and symbolically represent four Wyoming core values.

*Design Guideline: The four existing sculpture niches on the Third Floor Rotunda should be filled with appropriate allegorical sculptural figures representing four Wyoming Values.*




8/17/2017

WORKING DRAFT



### **Lateral Cross Section of Wyoming Capitol Building**

Location of sculpture niches are highlighted to illustrate the location of sculpture in the overall context of the interior Rotunda space. Other major architectural elements are identified.



**Partial Third Level Floor Plan**

Copy of original David Gibb's floor plan of the Third Floor Rotunda space showing four niches and their relationship to each other and the open space of the Rotunda. Dashed lines in the Rotunda area designate ceiling vaults, pendentives and the lay light structure above.



The photograph above shows design of Rotunda lay light directly above the niches as shown in the Lateral Building Section. Glass colors are accurate and leaded units will be restored. Support elements will be painted as appropriate to the historic painting scheme shown elsewhere in this appendix.

A



B

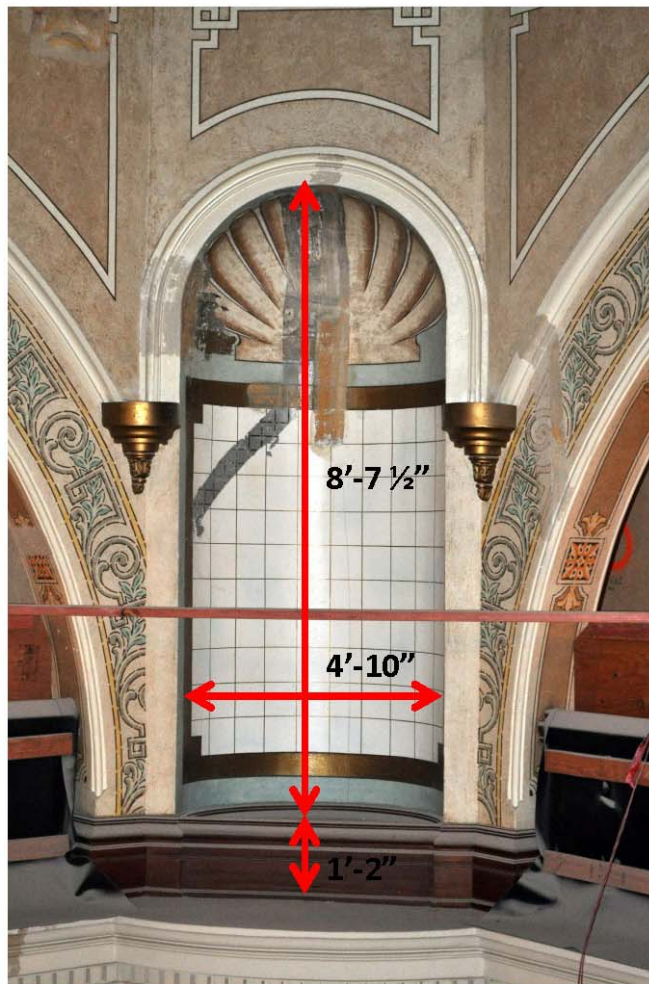


Photograph “A” shows the historic Trompe L’oeil decorative painting scheme that will be restored on the Rotunda ceiling. Also shown is a simple paint scheme in the niches. Also note historic lighting. Photograph “B” shows the “as found” condition in 2014. Photograph was taken from Level One showing visibility of sculpture from all levels.

# CAPITOL NICHES AT THE THIRD FLOOR



LOOKING SOUTH



The above photographs show approximate dimensions for the niches. Final dimensions shall be verified by selected artist prior to final preparation of sculpture



Portion of existing wood base and lighting to be removed.

The above photographs show the approximate dimensions of the platform within and protruding from the niche. The wood base that divides the platform will be removed to accommodate the work. Lighting behind the wood base will also be removed prior to placing the work.