

MAC Gallery Diagram

A guide to the museum's gallery spaces, exhibits and equipment.

Choosing the right venue to exhibit your artwork is the most important step you will take in planning your gallery show. This guide will help familiarize you with the gallery spaces at the Moses Lake Museum & Art Center.



Visit Us!

This guide is not intended to replace the experience of visiting our facility in person. It is intended as a reference guide for planning your gallery application or exhibit installation.

The museum is open Monday - Saturday from 11 am - 5pm. If you would like to meet with staff please be courteous and make an appointment in advance.

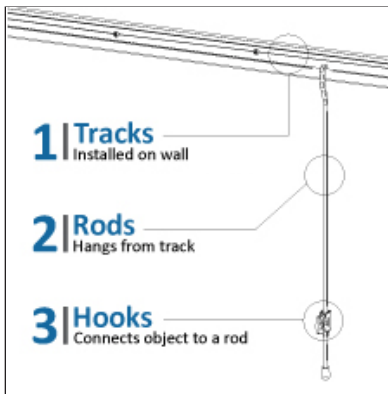
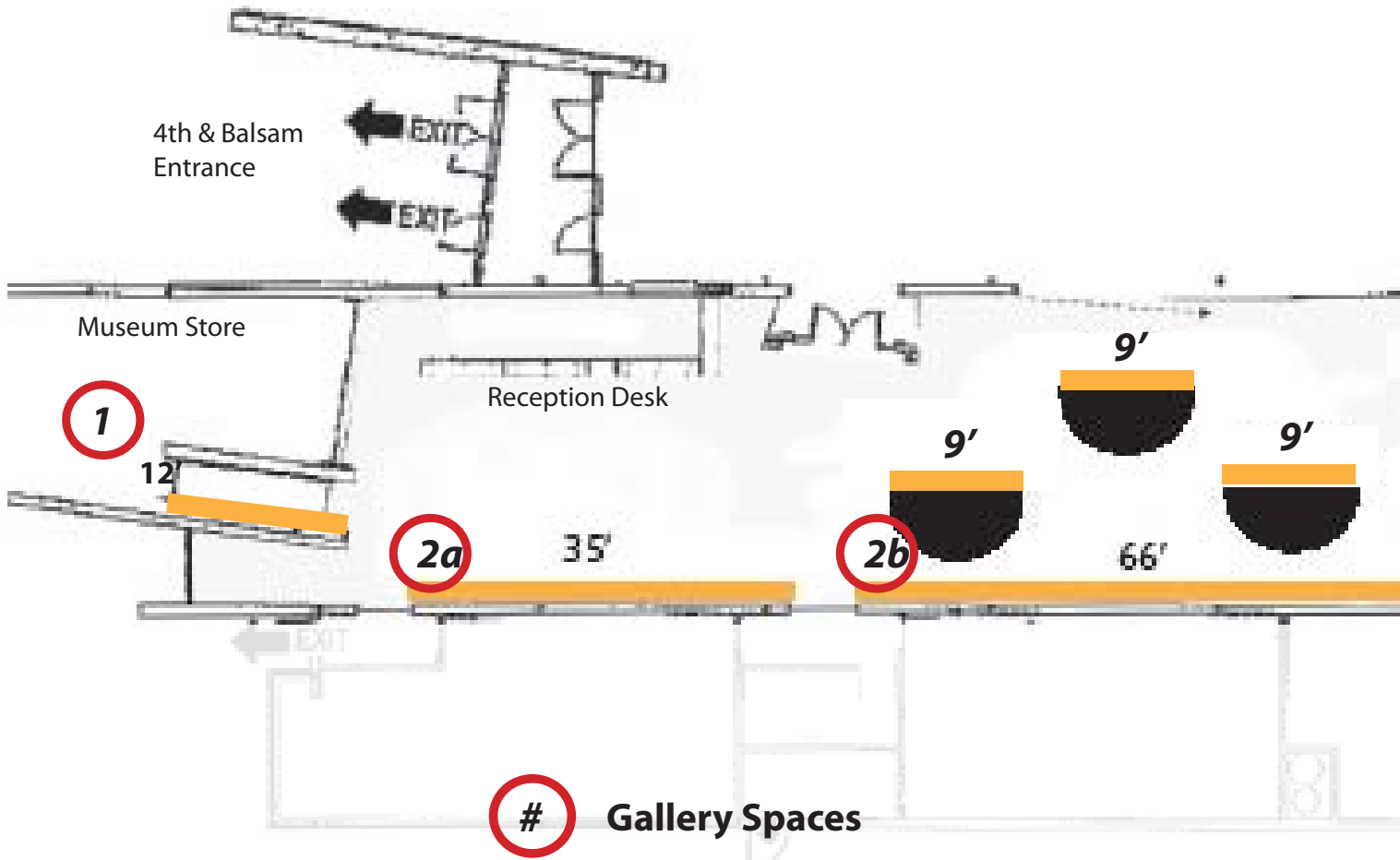
The guide covers basic layout and installation options. It also outlines how the museum's permanent exhibits and gallery spaces are arranged.


Applying for a solo or group show? Your first step is to choose the *Museum Store Gallery* or *Main Gallery* for your gallery show or exhibition.

Applying for a juried exhibition? This guide will help you determine how your artwork can be accommodated in the museum's gallery spaces and what types of display equipment are available.

Moses Lake Museum & Art Center
401 S. Balsam Street, Moses Lake, WA 98837
www.moseslakemuseum.com * 509-764-3830 * museum@cityofml.com






These walls  are equipped with the *Classic Rail System* gallery track.

The gallery track is mounted at 9' and we have an assortment of 48", 60" and 72" J-End Rods.

The Heavy-Classic Hooks are self-gripping and rated for 70 lbs. (see more at ashanging.com)



Museum Store Gallery 1



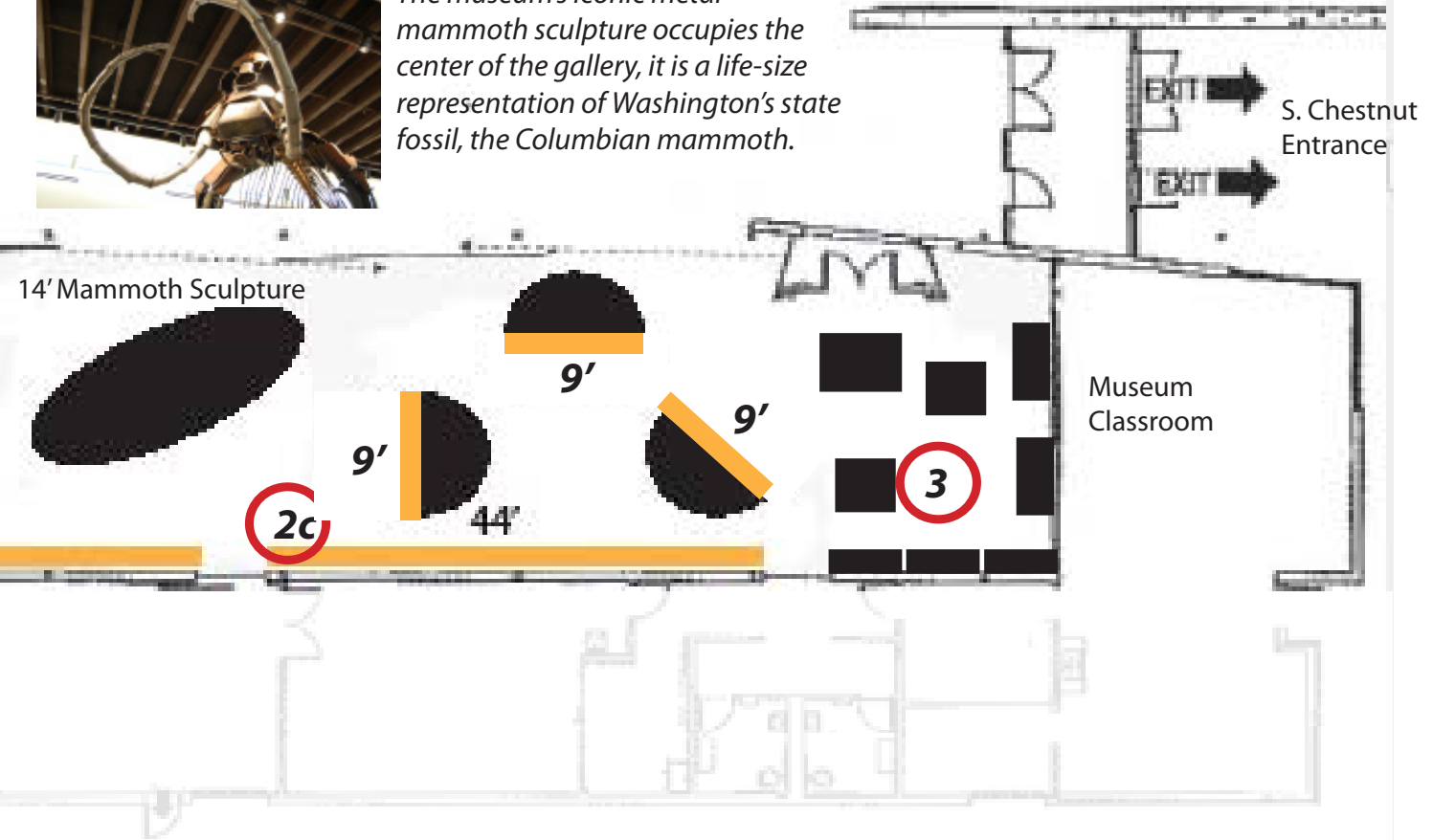
Main Gallery 2A

1. Museum Store Gallery - This gallery space is reserved for emerging artists, or those living and working within the Columbia Basin. It is intended for artists with a smaller body of work, local group projects, and artists who may be unfamiliar with displaying their work in a gallery setting.

There are three distinct sections of the Main Gallery (2A, 2B, and 2C). A solo artist may wish to use these zones to segment different styles or themes. A group may also wish to assign a zone to each artist. Our gallery space is designed to blend the gallery space with the permanent historical exhibits. The two main vestibule doors, as well as three glass sliding doors offer a total of 5 entry points to the gallery.



The museum's iconic metal mammoth sculpture occupies the center of the gallery, it is a life-size representation of Washington's state fossil, the Columbian mammoth.



Main Gallery 2B



Main Gallery 2C




Adam East Collection 3

2. Main Gallery 2A - This gallery space offers the greatest field of depth perfect for pairing 2D and 3D works. The space contains approximately 450sq. feet including traffic zones and 35' of continuous gallery track.

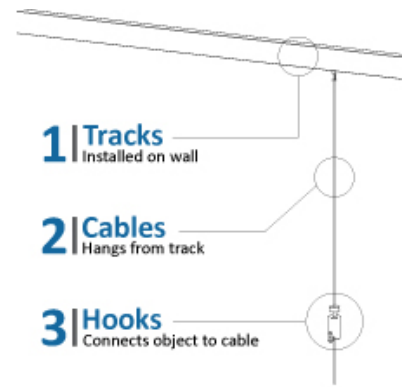
3. Main Gallery 2B - This gallery space is one of two zones which incorporate 3 rotating exhibit pods. Each half-circle pod (see diagram on reverse) is equipped with 9 linear feet of *Click Rail System* gallery track. The pods are fixed on a center pivot and may be rotated to create multiple points of entrance, or turned to face each other forming a 3-sided mini gallery. The main wall has approximately 66' of continuous gallery track.

5. Main Gallery 2C - This space is similar to Gallery B, incorporates 3 rotating exhibit pods, and the main wall contains approximately 44' of continuous gallery track. Pods are pivoted in this diagram to suggest options.

5. Adam East Collection 3 - This area houses displays of the museum's founding collection, the Adam East Collection, and features rotating display cases containing items from the museum's collections and guest curators. Case number and configurations vary.



Ancient Evidence: Our Prehistoric Past



Permanent Exhibits

There are 6 rotating permanent exhibit pods. The backs of the pods are designed to function as additional gallery space, as well as space for in-house and traveling exhibits. The *Click Rail System* features a standard multi-purpose hook, and many more hook options are available. **Under no circumstances will we install artwork on the pod walls with nails or other damaging equipment.** An artist may also choose not to use the pods.

The museum's permanent exhibits are -
Geologic Wonder: The Channelled Scablands
Ancient Evidence: Our Prehistoric Past
Lovely Wilderness: The Shrub-Steppe
Arid Acres: Early Settlement
The Desert Blooms: The Columbia Basin Project
P38's to Titans: Larson Air Force Base
The Adam East Collection.



The Adam East Collection

The Adam East Collection of Native American artifacts founded the museum ((formerly the Adam East Museum). The museum opened to the public on May 1, 1958. This exhibit area located in the eastern-most end of the gallery contains rotating displays cases of items from the museum's collections.



Display Cases & Equipment

The museum has approximately 50 vitrine/cases of various sizes with security screws for displaying collections and fine art. If your items are very delicate or would best be displayed under a secure plexiglass top there are many options to choose from.

The museum also keeps an variety of mannequins, audio/visual equipment and other assorted display accessories.